

Sew What's New?

Calendar of Events:

Oct. 4, Nov. 1, & Dec. 6	Blizzard Bunch Club 10:30 am -12:30 pm
Oct. 18, Nov. 15 & Dec. 20	Thimbleberries Club 10:30am 12:30pm
Oct. 14, Nov. 11 & Dec. 9	Stitchery Block of the Month 10:30am 12:30pm
Oct. 21, Nov. 18, & Dec. 16	Appliqué Block of the Month 10:30 am-12:30 pm
Oct. 28, Nov. 25, & *Dec. 30	Block of the Month Project 10:30 am -12:30 pm
Oct. 13, Nov. 3, & Dec. 1	Crop Night 6 pm-Midnight
Oct. 14, Oct. 21, Oct. 28, *Nov. 4, Nov. 18, Dec. 2, & Dec. 9	Count Down to Christmas 1:00-4:00 pm *Nov. 4: 10:30 -4:30
Oct. 12, Nov. 29, & Dec. 8	UFO Day 11 am-4 pm
Oct. 17, & 24	Christmas Table Runner 1:30-3:30 pm
Oct. 19, 26, & Nov. 2	Ollie's Stocking 1:30 -3:30 pm
Oct. 20, Nov. 17, & Dec. 15	Strip Club 10-11 or 7-8 pm
Oct. 20, 27, & Nov. 3	Peppermint Garden 10:30 am-12:30 pm
Oct. 26, Nov. 2 & 9	Window Quilts 7-9 pm
Oct. 31, Nov. 7, & 14	Links Quilt 10:30 am-12:30 pm
Nov. 10 & 17	Snowman Tree Skirt 1:30 -3:30 pm
Nov. 30	It's a Wrap 1-4 pm
Dec. 1	Ruby's Easy Weave Handbag 11-4 pm

Store Hours

Closed Sunday & Monday
Tuesday-Friday 10 am-6 pm
Saturday 10 am-5 pm

***Open evenings when classes are being held.

Phone: 208-462-4602

Stitch n' Snip

2007-BLOCK OF THE MONTHS


We are working on 2007 Block of the Month programs which will start January 2007. We are trying something a little different this year on the Block of the Month classes, the price of the finishing kits is included in the monthly class fee. By averaging the cost over a years time it helps spread it out a little more.

***Stitchery Block of the Month-1st Saturday of the month 10:30 am-12:30 pm.** We are offering two different projects.

"SnowPennies"-Wool penny rug with monthly themes that can be used as individual penny rugs or made into a quilt with the 12 penny rugs. Quilt finished size: 60" x 78", individual penny rugs approx. 18" round. We will felt the wool so it is ready to work.

Cost: \$18.00 per month for kit (kit price includes the wool for finishing the quilt top).

"All through the Year Snowman Quilt"-



Embroider 12 whimsical snowmen that finish into a 46" x 62" lap size quilt. Cost: \$12.00 per month for kit (kit price includes the fabric for finishing the quilt top & binding).



extra quarterly projects (sold separately). We have ordered the light & bright color way, but if there is enough interest in the Warm & Cozy color way we will offer both. Sign up early and make your choice of color. Cost: \$12.00 per month for kit (kit price includes the fabric for finishing the quilt top & binding) plus a one time membership fee of \$15.00 (which is yearly club dues).




***Seeing Stars in Garden Valley Block of the Month-3rd Saturday of the month 10:30 am-12:30 pm.**

If you love stars as much as we do, you'll really adore this Block of the Month. We're going to show you how to make two different stars every month for nine months. You can finish it like ours or design your own setting for the 18 stars. You supply the background fabric and we'll supply the star fabric. Cost: \$5.00 per month for kit (the finishing kit will be separate.)

***How to Build a Scarecrow Block of the Month-4th Saturday of the month 10:30 am-12:30 pm**

You may not need a scarecrow out in the garden, but you do need one inside to scare away any pests in your home. Over six month's time, we will make several appliqué, pieced, embroidered and border blocks, and have the quilt ready for your autumn harvest. Finished size: 57" x 69" Cost: \$24.00 per month for kit (kit price includes the fabric for finishing the quilt top & binding).



All block of the Month Classes will be set-up so you can sew or hand stitch in class. Because our space is limited the first to sign up will be able to work in the classroom and the rest will need to pick up their kits and finish at home. We also offer our Block of the Month kits by mail.

***Appliqué Block of the Month-2nd Saturday of the month 10:30 am-12:30 pm.**

"Vintage Valentine"- This Heirloom quilt is sure to please your family for years to come. The delicate appliquéd shapes inspired by vintage valentines mixed with faded fabrics create a romantic style that embodies our nostalgia for days gone by. A vintage medallion framed by 12 beautiful blocks can be created one month at a time in this class. Finished size: 72" x 72" Cost: \$19.00 per month for kit (kit price includes the fabric for finishing the quilt top & binding).



***Thimbleberries-2nd Saturday 1-3 pm or the 3rd Wednesday of the month 10:30 am-12:30 pm.**

"House and Garden Quilt": Thimbleberries program this year includes a 96" x 118" queen size quilt in two color ways, extra monthly club projects, newsletter each month from Lynette Jensen, door prizes and



Count Down to Christmas

**Due to some manufacturing problems, we didn't receive all the fabric to start the Christmas Count down as planned, so we are trying it again, now that we have the fabric in. So come join us and count down the months left before Christmas with some fun Thimbleberries projects. You can enjoy making some new Christmas decorations with Lynette Jensen's new series of projects, including a table runner, wall hangings, tablecloth, advent calendar, ornaments, and more. Stones & Threads have designed a really cute line of handmade Christmas buttons to coordinate with some of the Thimbleberries projects. In December, Stitch n' Snip will host a Christmas open-house offering smaller hand and machine projects which you can easily complete in an hour or two, with goodies and snacks to munch on. Sign up early so we can have your pre-cut kits ready for class, that way you can spend class time just sewing (backing included in each kit). You will need to purchase the "Christmas Countdown" book which has all the projects in it or the individual patterns.



- Saturday**—October 14: 1:00 pm –4:00 pm—"Poinsettia" wall hanging (50" square) Cost: \$49.99
 October 21: 1:00 pm –4:00 pm—"Deck the Halls" wall hanging (28" square) Cost: \$40.99 plus buttons
 October 28: 1:00 pm –4:00 pm—"Seasons Bright" table runner (28" x 48") Cost: \$42.99
 November 4: 10:30 am–4:30 pm—"Holly Lane" wall hanging (44" x 56") Cost: \$75.99 (includes lunch)
 November 18: 1:00 pm –4:00 pm—"Christmas Countdown Wall Pockets" (19" x 27") Cost: \$29.99 plus buttons
 December 2: 1:00 pm –4:00 pm—"Gather Round" table cloth (48" square) Cost: \$69.99
 December 9: 1:00–5:00 pm—Open House with last minute ideas & project to make, we'll also have goodies for tasting and recipes for Christmas entertaining)


*** Kit includes all fabric for top, binding, & backing—class fee included in kit price.

Moda University

We are now a member of Moda University, a program the United Notions has put together.

- *Guest designers creating exclusive projects for Moda U, along with Lynne Wilson.
- *Each month a new kit is available to buy featuring a different fabric collection from Moda.
- *Come see a new quilt each month!

We have Kansas Trouble featuring "Bound to the Prairie" and 3 Sisters featuring "Chocolat", both are warm and very rich colors. Moda is now offering 108" backings that match, so we don't have to piece our backing!



Pillow Talk

You need new pillows at home, don't you? We sure do! Join us for a monthly workshop and sew up pillows for every room of your home. We will be starting the workshops in January 2007; each month we will meet on the 3rd Thursday from 10:30 am –12:30 pm. Gretchen will show a new pillow to make each month, so come join the fun.




Strip Club

Each month buy a packet of pre-cut strips and we will introduce a new quilt each month using a different strip packet. Some of the patterns will give options on sizes and yardages needed to complete the quilt. **Any member who pre-pays (two weeks in advance) for the strip packet will receive a \$5.00 discount on the packet.** Some quilts will require additional fabric for borders and backgrounds, but you will receive a 15% discount on all purchases on club demo day. We have set aside the 3rd Friday of each month to demonstrate the techniques used in that month's project.

- Friday—Oct. 20: 1-2 pm or 7-8 pm (A favorite of many—Chenille & Flannel Rail Fence lap Quilt)
 Nov. 17: 10-11 am or 7-8 pm (Twofer-in two color ways Fall or Christmas)
 Dec. 15: 10-11 am or 7-8 pm (Brite's or Black n' White)

Cost: \$45.00 (pre-cut strips packet, pattern & Demo)



UFO Day

For those of you that are not familiar with the term of "UFO" - it means Un Finished Objects. We will be here to assist you with your project (if you need help) or you can enjoy working on a favorite project that you have wanted to get finished. Space is limited so sign up early. You sew and we'll bring in lunch.

- Thursday-Oct. 12: 11 am–4 pm
 Friday-Dec. 8: 11 am–4 pm

- Wednesday-Nov. 29: 11 am–4 pm
 Cost: \$5.00 for lunch per class

"Sit & Knit"

If you enjoy knitting and want somewhere to go and enjoy others that love the art of knitting, come join us every Tuesday night from 6:30–8:30 pm at Stitch n' Snip. Hope to see you here! (Mark your calendar—we have changed from Thursday to Tuesday nights!)



Christmas Table Runner

Dining at the Lodge is a very popular book with several great table runner patterns, and one of our favorite is Star. Come join us and learn to put this table runner together just in time to decorate for Christmas.

Tuesday-October 17 & 24: 1:30–3:30 pm


Cost: \$20.00 plus supplies

“Ollie’s Stocking”

Do you need a new Christmas stocking for yourself, a beloved friend or family member? This wool felt stocking is perfect – It’s fun to make, and its large size will be ready to hold lots of holiday treats. (3 week class) Teacher: Gretchen Reil

Thursday-Oct. 19, 26 & Nov. 2: 1:30 –3:30 pm

Cost: \$25.00 plus supplies



Peppermint Garden

This Christmas Pineapple wall hanging in peppermint colors will look “yummy” on your wall for the holidays. We’ll use the Pineapple Ruler to make the blocks easy, then appliqué peppermint flowers in the border. (3 week class) Teacher: Gretchen Reil

Friday-Oct. 20, 27, & Nov. 3: 10:30 am–12:30 pm

Cost: \$25.00 plus supplies

Window Quilts

I love primitive antiques, like old windows so when I found this book that combined quilts and antique windows I knew I had to make one. If you also have a love for both, come join us and make a window quilt to add a little warmth to your home. (3 week class)

Thursday-Oct. 26, Nov. 2, & 9: 7-9 pm

Cost: \$25.00 plus supplies



Links

A beautiful strip pieced bargello quilt, with a great dimensional ribbon look. (3 week class)

Tuesday-Oct. 31, Nov.7, & 14: 10:30–12:30 pm

Cost: \$25.00 plus supplies (kits available)



Snowman Tree Skirt

Your Christmas tree desires a new look this year! This cute 42” round tree skirt can be made with wool, wool felt, cotton or flannel or a mixture of any or all! Let these snowmen cheer up your holidays. (3 week class) Teacher: Gretchen Reil

Friday-Nov. 10, & 17: 1:30–3:30 pm

Cost: \$20.00 plus supplies



It’s a Wrap

Are you ready for some carefree sewing? This wrapping and coiling technique is very easy and produces great results. Anyone from a beginner to a seasoned sewer will enjoy this project-and once completed, they won’t be stashed at the back of the closet or under the bed! With a basic zigzag stitch, fabric & cording you can make a purse, basket or a bowl. Great way to use up some of those scraps and make a great gift at the same time!

Thursday-Nov. 30: 1-4 pm

Cost: \$15.00 plus supplies



Ruby’s Easy Weave Handbag

Here’s an easy Christmas gift for a friend (or yourself). Weave strips of your favorite fabrics to make this versatile handbag. It’s easy enough to make several for all your friends. The bag can be made as small as a cell phone holder or as large as 15” x 15”, plus you can choose from several closure options. Don’t worry about lunch, we’ll provide lunch so you can sew. Teacher: Gretchen Reil

Friday-Dec. 1: 11-4 pm

Cost: \$20.00 plus supplies (lunch included)




Crop Night

Once a month we offer a crop night for you to come and use our classroom equipment and table space. Come join us and see how many pages you can get done in one evening. Bring your pictures, scrapbooking supplies, and your favorite snack and crop all night with us. Sign up to reserve your spot.

Friday–Oct. 13, Nov. 3, & Dec. 1: 6 pm–Midnight

Cost: \$5.00 per night



Stitch n' Snip

342 S. Middle Fork Rd.
Garden Valley, ID 83622

Phone: 208-462-4602

RETURN SERVICE REQUESTED

PRST STD
U. S. POSTAGE
PAID
Garden Valley, ID
Permit No. 3

*** Anniversary Sale ***

Come join us in celebrating our 2nd Anniversary, with door prizes, a goody bag for all, treats and much, much more.

Everything will be **25% off**

(excludes class fees & class kits—no punch cards will be punch on sale items)

Oct. 6: 10 am—6 pm & Oct. 7: 10 am—5 pm

*Come see us at the Garden Valley Fiber Fabric Faire,
Nov. 11 from 9 am—5 pm*

** We will close early Thanksgiving Eve: 10 am—2 pm. Closed Thanksgiving to enjoy some time with our family, but we will open the day after Thanksgiving with extended hours and some great savings, watch for more details coming later.

Happy Scrappin' & Quiltin'!

Class Registration:

Class room space is limited, please sign up early. A supply list will be available when you pay for the class which reserves your place. We reserve the right to cancel any class two days prior, if there isn't enough to fill the class. Class participants will receive a 15% discount off class supplies and purchases the day of class. (Block of the Month kits not included)
