

# Sew What's New?

## Calendar of Events:

Jan. 6, Feb.3, &	SnowPennies
Jan. 6, Feb.3, & March 3 10:30am 12:30pm	All through the Year Snowman Quilt Block of the Month
Jan. 13, Feb. 10 & Feb. 10	Vintage Hearts Block of the Month 10:30am 12:30pm
Jan. 13, Feb. 10 & Feb. 10	Thimbleberries Club 1:30am 3:30pm
Jan. 20, Feb. 17 & March 17	Seeing Stars in Garden Valley Block of the Month 10:30am 12:30pm
Jan. 27, Feb. 24 & March 24	Sweets & Sampler Block of the Month 10:30am 12:30pm
Jan. 18, Feb. 15, & March 15	Pillow Talk 10:30 am—12:30 pm
Jan. 19, Feb. 16, & March 16	Strip Club 10-11 or 7-8 pm
Jan. 27, Feb. 3, 17, 24, March 3, 17, 24, & 31	Binding & Edge Finishing's 1:30—3:30 pm
Jan. 11, Feb.2, & March 7	UFO 11 am—4 pm
Jan. 12, Feb. 13, & March 30	Crop Day Noon—6 pm
Jan. 25, Feb. 22, & March 22	5 for \$5 Cards 6:30—8:30 pm
Jan 23, & Feb. 6 1-3:30 pm	Knitting & Felting
Jan. 26 1-4 pm	Paper-Pieced Sampler
Feb. 8 1-4 pm	It's a Wrap 1-4 pm
Feb. 9, 16, & 23 1-3 pm	Crazy Goose Chase
Feb. 15 1-3:30 pm	Needle Felting
Feb. 22, March 1 & 8 1-3 pm	Fabulous Stars Paper- Pieced
March 2: 1-4 pm March 9: 1-3 pm	Blending Photos
March 6 & 13 1-3:30 pm	The Gentle Art of Crazy- Quilting
March 15, 22, & 29 1-3 pm	4-Patch Stacked Posies
March 16 & 23 1-3 pm	Fast Quilts From Fat Quarters


## Stitch n' Snip

### \*2007-BLOCK OF THE MONTHS\*

It's time to start 2007 block of the month program. Be sure to sign up quick if you want to participate this year, we have a lot to offer. We are trying something a little different this year for the Block of the Month, the price of the finishing kits will be included in the monthly class fee. This will help spread the cost through out the year.

**\*Stitchery Block of the Month—1st Saturday of the month 10:30 am—12:30 pm.** We are offering two different projects.

**"SnowPennies"**-Wool penny rug with monthly themes that can be used as individual penny rugs or made into a quilt with the 12 penny rugs. Quilt finished size: 60" x 78", individual penny rugs approx. 18" round. We will felt the wool so it is ready to work. Cost: \$18.00 per month for kit (kit price includes the wool for finishing the quilt top).



**"All through the Year Snowman Quilt"**—

Embroider 12 whimsical snowmen that finish into a 46" x 62" lap size quilt. Cost: \$12.00 per month for kit (kit price includes the fabric for finishing the quilt top & binding).



**\*Appliqué Block of the Month-2nd Saturday of the month 10:30 am—12:30 pm.**

**"Vintage Valentine"**- This Heirloom quilt is sure to please your family for years to come. The delicate appliquéd shapes inspired by vintage valentines mixed with faded fabrics, create a romantic quilt that evokes our nostalgia for days gone by. A vintage medallion framed by 12 beautiful blocks can be created one month at a time in this class. Finished size: 72" x 72"

Cost: \$19.00 per month for kit (kit price includes the fabric for finishing the quilt top & binding).



**\*Thimbleberries—2nd Saturday 1-3 pm or the 3rd Wednesday of the month 10:30 am—12:30 pm.**

**"House and Garden Quilt"**: Thimbleberries program this year includes a 96" x 118" queen size quilt in two color ways, extra monthly club projects, newsletter each month from Lynette Jensen, door prizes and extra quarterly projects (sold separately). We have ordered the light & bright color way, but if there is enough interest in the Warm & Cozy color way we will offer both.

Sign up early and make your choice of color.

Cost: \$12.00 per month for kit (kit price includes the fabric for finishing the quilt top & binding) plus a one time membership fee of \$15.00 (which is yearly club dues).



**\*Seeing Stars in Garden Valley Block of the Month—3rd Saturday of the month 10:30 am—12:30 pm.**

If you love stars as much as we do, you'll really adore this Block of the Month. We're going to show you how to make two different stars every month for nine months. You can finish it like ours or design your own setting for the 18 stars. You supply the background fabric and we'll supply the star fabric. Cost: \$5.00 per month for kit (the finishing kit will be separate.)

**\*Sweets & Sampler (In Bloom) Block of the Month—4th Saturday of the month 10:30 am—12:30 pm**



If you enjoy quilting and have a sweet tooth this class is for you—Sweets & Samplers is a **\*NEW\*** class we will be starting in January, each month

you will work on a sampler block and enjoy a sweet. We'll have the recipes along with a sample of a new dessert for you each month. Quilt finished size: 86" x 110". Cost: \$15.00

*All block of the Month Classes will be set-up so you can sew or hand stitch in class. Because our space is limited the first to sign up will be able to work in the classroom and the rest will need to pick up their kits and finish at home. We also offer our Block of the Month kits by mail.*

## Store Hours

Closed Sunday & Monday  
Tuesday—Friday 10 am—6 pm  
Saturday 10 am—5 pm  
\*\*\*Open evenings when classes are being held.

**Phone: 208-462-4602**

## Strip Club

Each month buy a packet of pre-cut strips and we will introduce a new quilt using these strips. Some quilts will require additional fabric for borders and backgrounds, but you will receive a 15% discount on all purchases on club demo day. **Any member who pre-pays (two weeks in advance) for the strip packet will receive a \$5.00 discount on the packet. Be sure to stop in and see the next quilt!**

Friday—Jan. 19: 1-2 pm or 7-8 pm

Feb. 16: 10-11 am or 7-8 pm

March 16: 10-11 am or 7-8 pm

Cost: \$45.00 (pre-cut strips packet, pattern & Demo)

## UFO Day

For those of you that are not familiar with the term of "UFO" - it means Un Finished Objects. We will be here to assist you with your project (if you need help) or you can enjoy working on a favorite project that you have wanted to get finished. Space is limited so sign up early. You sew and we'll bring in lunch.

Thursday-Jan. 11: 11 am—4 pm

Wed.-March 7: 11 am—4 pm

Friday-Feb. 2: 11 am—4 pm

Cost: \$5.00 for lunch per class

## Pillow Talk

You need new pillows at home, don't you? We sure do! Join us for a monthly workshop and sew up pillows for every room of your home. We will be starting the workshops in January 2007; each month we will meet on the 3rd Thursday from 10:30 am –12:30 pm. Gretchen will show a new pillow to make each month, so come join the fun.

Thursday-Jan. 18, Feb. 15, & March 15

Cost: \$5.00 plus supplies (be sure to pick up a supply list when you register)



## Binding & Edge Finishing

The final framework for your quilt is the binding which holds all the layers of your quilt together to give it a clean-finished edge. To make a finishing statement with the binding for your quilt, come practice a few different techniques on a sample square you bring to class. You can take all 8 classes or pick and choose which classes you are interested in.

Saturday: 1:30—3:30 pm

Cost: \$5.00 per class

Jan. 27—Machine sewn using cross-grain double fold binding and also back to front fold

Feb. 3—Prairie Points—3 different methods

Feb. 17—Cross-Grain Double Fold Binding with mitered corners

Feb. 24 —Piping

March 3 —Fabric Ruffle and lace

March 17—Yo-Yo's and a pillow case finish

March 24—Hand Turned

March 31—scalloped edges and finishing inside curves

## Paper Piecing Sampler for Beginners

Learn the basic of piecing on paper, making several different blocks you can turn into a small sampler or use as an accent on a bag. Teacher: Joan Elam

Friday-Jan. 26: 1-4 pm

Cost: \$15.00 plus supplies



## It's a Wrap

Are you ready for some carefree sewing? This wrapping and coiling technique is very easy and produces great results. Anyone from a beginner to a seasoned sewer will enjoy this project-and once completed, they won't be stashed at the back of the closet or under the bed! With a basic zigzag stitch, fabric & cording you can make a purse, basket or a bowl. Great way to use up some of those scraps and make a great gift at the same time!

Thursday-Feb. 8: 1-4 pm

Cost: \$15.00 plus supplies



## Crazy Goose Chase

For Buggy Barn Lovers, this winter we are offering "Crazy Goose Chase" full of easy stars and flying geese. It finishes at 76 1/2" x 76 1/2". Which is a good size for the goose and gander to snuggle under on TV night, with a big bowl of popcorn. (3 week class) Teacher: Gretchen Reil

Friday-Feb. 9, 16, & 23: 1—3 pm

Cost: \$25.00 plus supplies



## Fabulous Stars Paper-Pieced

This is an intermediate class for those who have learned some of the basics of paper-piecing and would like to learn more. Joan will teach more in depth as you make beautiful stars with precise points and corners using a paper-pieced method. (3 weeks) Teacher: Joan Elam

Thursday-Feb. 22, March 1, & 8: 1-3 pm

Cost: \$25.00 plus supplies



## Blending Photos with Fabric

Joan will walk you through the steps of combining photography, printing, and quilt making to “capture the moment” in your quilt. You can use a photo that you have taken of a flower or landscape to create your very own masterpiece (2 week class) Teacher: Joan Elam

Friday-March 2: 1-4 pm & March 9: 1-3 pm

Cost: \$25.00 plus supplies



## 4-Patch Stacked Posies

Make a gorgeous quilt using only one print fabric for the blocks and borders! This pattern uses a stack method to cut 49 blocks for a quilt finishing 65" x 72". All 49 blocks will have a different kaleidoscope look by using just one fabric. The picture doesn't show how beautiful this quilt really is, stop by sometime and take a look at the sample. (3 week class) Teacher: Joan Elam

Thursday-March 15, 22, & 29: 1-3 pm

Cost: \$25.00 plus supplies



## Fast Quilts From Fat Quarters

Learn Barbara Chainey's cutting technique for easy scrappy, fat quarter quilts with almost no leftover fabric. Make this 40 inch square quilt with just 6 fat quarters or just add more fat quarters to make it bigger. This project is good for both newer and experienced quilters. (2 week class) Teacher: Gretchen Reil

Friday-March 16 & 23: 1:00 –3:00 pm

Cost: \$20.00 plus supplies




## Knitting and Felting for Beginners and the Faint-Hearted!

Join the group of happy knitters in the Valley who are proudly sporting beautiful felted purses and totes. Be able to say, “I made it myself!” This class is designed to be simple enough, for those who have never knitted before, yet highly enjoyable and relaxing for intermediate to advanced knitters. Choose your own pattern, so each bag will be an original. Start with casting on in the first class. In class 2 we'll go together to the Laundromat and felt our bags. This is the scariest part, so you'll learn tricks of the trade and have an experienced teacher walk you through the process. (2 week class) Teacher: Karen Shirer

Tuesday-Jan. 23 & Feb. 6: 1:00–3:30 pm

Cost: \$25.00 plus supplies




## Needle Felting Techniques

Discover this fun, versatile form of embellishment that's sweeping the country. There are so many combinations of wool roving, woven fabric, yarn and felt, that the possibilities are endless. There will be demonstrations of several different combinations, and you'll make a lovely needle-felted floral motif that you can turn into a pin or barrette, or embellish a scarf, purse, or whatever you wish. Class fee includes the roving needed for your flower. You will need to bring a felting needle tool and a base surface to work on. Teacher: Karen Shirer

Thursday-Feb. 15: 1:00–3:30 pm

Cost: \$15.00 plus supplies



## The Gentle Art of Crazy-Quilting

Learn an easy, modern technique to achieve the timeless look of the elegant Crazy Quilt. In this 2-session class, you'll complete one large block, taking it from basic construction to beautiful embroidery and embellishments. It will make a beautiful wall or table decoration on it's own, or, if you're ambitious, you can certainly create additional blocks for a larger wall hanging or bed throw. A beautiful way to showcase family heirlooms and embroidered linens! (2 week class) Teacher: Karen Shirer

Tuesday-March 6 & 13: 1:00–3:30 pm

Cost: \$25.00 plus supplies

## \$5 for 5 Cards –It's Back!!

If you love having special handmade cards on hand so you don't have to run to the store at the last minute, come to our card class and make 5 cards per night and be ready for any occasion. **Bring your favorite adhesive and we'll supply the rest.**

Thursday Jan. 25: 6:30–8:30 pm

Thursday-Feb. 22: 6:30 –8:30 pm

Thursday-March 22: 6:30 –8:30 pm

Cost: \$5.00 per class—includes supplies

## “Sit & Knit”

If you enjoy knitting and want somewhere to go and enjoy others that love the art of knitting, then bring your knitting or crocheting project and come join us every Tuesday night from 6:30–8:30 pm at Stitch n' Snip. Hope to see you here!

# Stitch n' Snip

342 S. Middle Fork Rd.  
Garden Valley, ID 83622

Phone: 208-462-4602

RETURN SERVICE REQUESTED

PRST STD  
U. S. POSTAGE  
PAID  
Garden Valley, ID  
Permit No. 2

---

## \*\*\* New Year Sale \*\*\*

\* All Christmas Fabric & Kits—40% off

\* All Flannel—40 % off

Valid: January 2-6, 2007

### Class Registration:

Class room space is limited, please sign up early. A supply list will be available when you pay for the class and reserve your place. We reserve the right to cancel any class two days prior, if there isn't enough to fill the class. Class participants will receive a 15% discount off class supplies and purchases the day of class. (Block of the Month kits not included)

### Crop Night/Day

For the winter months we are going to have our crop night be a crop day instead, because of the snow. So come and use our classroom equipment and table space and see how many pages you can get done in one afternoon. Bring your pictures, scrapbooking supplies, and your favorite snack and crop all afternoon with us. Sign up to reserve your spot.

Friday—Jan. 12, Tuesday—Feb. 13, & Friday—March 30: Noon—6 pm

Cost: \$5.00 per afternoon

---