

Sew What's New?

Calendar of Events:

Jan. 6 6:30 -8:30 pm	Paper Folding Card Class
Jan. 13 11 am-3 pm	Seasonal Table Runner Class
Jan. 14, Feb. 11, & Mar. 11 6 pm-Midnight	Crop Night
Jan. 15, Feb. 19, & Mar. 19 10:30am 12:30pm	Hidden Star Block of the Month
Jan. 19 & 26 6:30-8:30 pm	Chenille Pillow Class
Jan. 22 Noon-1 pm	Thimbleberries Club Luncheon
Jan. 27 6:30-8:30 pm	10 for \$10 Scrapbook Pages
Jan. 28 & Feb. 4 1-3 pm	Shaggy Chic Pillow & Rug Class
Feb. 1 6:30 -8:30 pm	5 for \$5 Card Class Valentine's
Feb. 3, 17 & Mar. 3 6:30 -8:30 pm	Luminosity Wall hanging
Feb. 5 & Mar. 5 10:30am12:30pm	Thimbleberries Club Block of The Month
Feb. 9, 16, & 23 6:30-8:30 pm	Stitch n' Split Appliqué Class
Feb. 10 11 am-3pm	Seasonal Table Runner Class
Feb. 11 & 18 1-3 pm	Knitting with Fabric
Feb. 12 & 26 1-3 pm	Seams Raggy Quilt Class
Feb. 22 & Mar. 1 6:30 -8:30 pm	Fabric Latch Hook Rug or Pillow
Feb. 24 6:30 -8:30 pm	10 for \$10 Scrapbook Pages
Feb. 25 & Mar 4 1-3 pm	Crooked House Table Runner Class
Mar 2 & 16 1-3 pm	Crocheted Rug or Pillow Class
Mar. 2, 9, & 16 6:30-8:30 pm	Log Cabin Quilt Class
Mar. 10 11 am-3 pm	Seasonal Table Runner Class
Mar. 18 1-3 pm	5 for \$5 Card Class Birthday

Stitch n' Snip

Thimbleberries Club 2005

For all of you that LOVE Thimbleberries fabric this Club is for you!

Thimbleberries club will meet the 1st Saturday from 10:30 am -12:30 pm, starting February 5, 2005. With a \$15.00 annual membership fee you receive:

12 block instruction to complete 2 quilts—


Sunrise (62" x 72") & Sunset (60" square)

Color fabric Reference Brochure

Monthly Thimbleberries Newsletter

15% off on all Thimbleberries books, patterns & fabric (fabric block packets not included)

January 22, from noon to 1 pm we will be serving lunch as a kick off for our Club Members. Only 2 spaces left and the club will be full, so hurry in to sign up if you are interested. (Prepaid Membership fee is needed to reserve your space.)



Rose Garden Hidden Stars Block of the Month


Rose Garden Hidden Star Quilt is made up from golden yellows, reds, & blues with a beautiful border print to finished it off.

Come join us for the Hidden Star Block of the Month, it will be held on the 3rd Saturday of the Month, starting January 15, 2005. We will meet from 10:30 am-12:30 pm. Bring your sewing machine and basic sewing supplies and we will teach you how to construct your block each month. In a years time you will have 12 blocks to finish your queen size quilt (84 1/2" x 105 1/2").



Store Hours

Closed Sunday & Monday
Tuesday-Friday 10 am-6 pm
Saturday 10 am-5 pm



Seasonal Table runners

Want a new table runner for each month of the year? Come join us each month and make a seasonal table runner and lunch is on us. The kits will be cut out and ready to sew, so just bring your sewing machine and basic supplies and come have a great time!

Thursday—January 13: 11 am—3 pm—“Keepsakes Hearts”

February 10: 11 am—3 pm—“St. Patti's Clover”

March 10: 11 am—3 pm—“Baskets in Bloom”

Cost: \$40.00 per month—includes lunch, kit cut out ready to sew, & pattern

Chenille Pillow

Chenille is made by layering several layers of fabric on top of each other, sewing channels, cutting the top layers of the channels, washing and fraying the edges, to make a very soft pillow. You'll learn how to make a design on your chenille pillow.

Wednesday—January 19 & 26: 6:30 –8:30 pm

Cost: \$20.00 plus supplies



Shaggy Chic Pillow & Rug

We'll be making a pillow or rug in this class by cutting strips for scrap or a color grouping, fringing the ends, and sewing them onto a base fabric. You can use flannel, cotton or batik. The project is fast and easy.

Friday—January 28 & February 4: 1-3 pm

Cost: \$20.00 plus supplies




Luminosity Wall hanging

The distinctive charm of Simple Symmetry is based on a simple fact: one single fabric is responsible for all of the enticing and elaborate patterns. You need a motif that can be duplicated precisely and flipped into a mirror image. Luminosity is the collection designed just for this. You will learn to cut templates and how to cut out your fabric to make this beautiful wall hanging.

Thursday—February 3, 17, & March 3: 6:30 –8:30 pm

Cost: \$25.00 plus supplies



Stitch n' Split Appliqué

Simply stated, split-design quilts are made by cutting out several sizes of the same shape from different fabrics. The shapes are layered into units from largest to smallest and stitched together using a raw-edge appliqué technique. Several units are made from different fabrics. Next each unit is cut into halves, thirds or even quarters. Then pieces from different units are stitched back together to create the original shape.

Wednesday—February 9, 16 & 23: 6:30—8:30 pm

Cost: \$ 25.00 plus supplies



Knitting with Fabric Class

Knitting with fabric is a really fun new technique. In class you can choose to make a beautiful scarf or shawl. Using a Shape Cut Plus Template, cutting your strips to make your “Fabric Yarn” is really quick. If you're a little rusty or a beginner don't worry we'll show you how to cast on, knit and end your project by casting off.

Friday—February 11 & 18: 1-3 pm

Cost: \$20.00 plus supplies (Pattern included)

Fabric Latch Hook Rug or Pillow

Latch hook rugs have been around for a long time, now you can use your fabric to make pillows and rugs. Learn the new but old technique of latch hooking.

Tuesday—February 22 & March 1

Cost: \$20.00 plus supplies



Crooked House Table runner Class

Wanting to learn how to paper piece, this is the class for you. Come make this whimsical table runner while learning the techniques of paper piecing.

Friday—February 25 & March 4: 1-3 pm

Cost: \$20.00 plus supplies (Pattern included)



Seams Raggy Quilt Class

This quilt is great for beginners and expert alike. The quilt is constructed from just two layers of fabric, the top and backing is sewn as one. There is no batting and there is no binding, result in super simple project completed in a jiffy!

Saturday—February 12 & 26: 1 pm—3 pm

Cost: \$20.00 plus supplies (Pattern included)



Log Cabin Class

The Log Cabin Quilts date back to pioneer days and is one of the most popular quilting patterns. By turning the log cabin blocks in different directions, many looks can be created. Learn how to make a basic log cabin wall hanging, and we'll show you some other quilts made with a variation of the basic log cabin. This is one of our favorite!

Wednesday—March 2, 9, & 16: 6:30—8:30 pm

Cost: \$25.00 plus supplies



Crocheted Rug Class

Crocheted Rugs are very popular. This is a great way to use up some of your scraps. You can choose to make a rug, purse or pillow in class. In class you will learn quick cutting techniques, how to connect your strips, single crochet stitch and a picot edge stitch.

Wednesday—March 2 & 16: 1-3 pm

Cost: \$ 20.00 plus supplies (Pattern included)



Paper Folding Card Class

Paper folding is a very elegant way of decorating your cards. Come and learn how fast and easy the technique is.

Thursday—January 6: 6:30—8:30 pm

Cost: \$7.50 includes supplies

10 for \$10 Scrapbook Pages

In one evening you can make 10 scrapbook pages that will be ready to just add your pictures. Bring your favorite adhesive and we'll supply the rest.

Thursday—January 27 & February 24: 6:30—8:30 pm

Cost: \$10.00 per class - includes supplies (kits are made for 8 1/2" x 11", extra charge for 12" x 12" pages)

5 for \$5 Cards

Are you wanting to have special card on hand for when you need one? Come to our card class and make 5 cards per night and you'll be ready for any occasion.

Tuesday—February 1: 6:30—8:30 "Valentine Theme"

March 18: 1—3 pm " Birthday"

Cost: \$5.00 per class—includes supplies

Crop Night

Once a month we will offer a crop night for you to come and use our classroom equipment and table space. Making new friend and sharing ideas is good way to spend a Friday night. Come join us and see how many pages you can get done in one evening. Bring your pictures, scrapbooking supplies, and your favorite snack and crop all night with us.

Friday—January 14, February 11, & March 11: 6 pm—Midnight

Cost: \$5.00 per night

Stitch n' Snip

342 S. Middle Fork Rd.
Garden valley, ID 83622
Phone: 208-462-4602

Class Registration:

Class room space is limited, please sign up early. A supply list will be available when you pay for the class which reserves your place. We reserve the right to cancel any class two days prior, if there isn't enough to fill the class. Class participants will receive a 15% discount off class supplies and purchases the day of class. (Block of the Month kits not included)

**We will close early New Years Eve: 10 am—2 pm. We will be closed Christmas Eve, Christmas Day, & New Years Day to enjoy some time with our family.

**MERRY CHRISTMAS &
HAPPY NEW YEAR !**

From all of us at **Stitch n' Snip**
Happy Scrappin' & Quiltin'!

***Mark your calendar for the up coming "Treasure Hop 2005 Shop Hop"! - Thursday— April 21 thru Monday April 25, 2005. Passport will be available to pick up at any of the participating shops on April 21st. If you visit all participating shops and have your passport stamped, you'll be eligible for the Grand Prize Drawing of a \$100.00 gift certificate from each of the shops. Visit most of the shops and you'll be eligible for many other door prizes.

Participating Shops: 2 Sisters Quilting Shoppe, Cindy's Quilt Shop, Country Quilter, Granny's Attic, Huckleberry Patches, Kountry Quilters, Marilyn's Pickets & Patchwork, Material Things, Mountain Fabrics, Nancy D's Quilt Corner, Quilts Plus, Stitch n' Snip, & The Quilt Crossing.
