

Sew What's New?

Calendar of Events:

April 5, May 3, & June 7	Blizzard Bunch Club 10:30 am - 12:30 pm
April 19, May 17, & June 21	Thimbleberries Club 10:30am 12:30pm
April 13, May 11, & June 8	Wall Hanging of the Month 11 am–3 pm
April 8, May 13, & June 10	Stitchery Block of the Month 10:30am 12:30pm
April 15, May 20, & June 17	Appliqué Block of the Month 10:30 am–12:30 pm
*April 29, May 27, & June 24	Block of the Month Project 10:30 am –12:30 pm
April 14, May 18, & June 22	5 for \$5 Card Class
April 7, May 5, & June 2	Crop Night 6 pm–Midnight
April 27, May 25, & June 23	UFO Day 11:00 am–4:00 pm
May 12 & 19 10:30 am–12:30 pm	Grid Quilting
Thurs. Fri. & Sat. 10am–8 pm Sun. & Mon. 10 am–6 pm	Treasure Hop 2006 April 20–24
April 18, 25 & May 2 1:30–3:30 pm	Stack n' Whack
April 28 & May 5 1:30–3:30 pm	Locker Hooking Rug or Pillow
May 6 11:00 am–4:00 pm	Aunt Mae's Scrappy Tote Bag
May 9, 16, 23 1:30–3:30 pm	Easy & Elegant Lone Star Quilt
May 9, & 16 10:30 am–12:30 pm	Knitting with Fabric
May 12 & 19 1:30–3:30 pm	Chenille Bath Mat
May 13, & 20 1:30–3:30 pm	Heartfelt Penny Rug
May 17, & 31 1:30 –3:30 pm	Crocheted Rug or Pillow Class
June 2 & 9 10:30 am–12:30 pm	Beginner - Knitting Workshop
June 3 11 am–4 pm	Welcome to Spring
June 6, 13, & 20 1:30 –3:30 pm	Weaver Fever
June 9, & 16 1:30 am–4:30 pm	Positively Pineapple
June 10, 17 & 24 1:30 -3:30 pm	"For the Birds"

Stitch n' Snip

"French Braid" Retreat

Arlene Netten, author and designer of "Plumples" patterns, has co-authored a new book with Jane Hardy Miller coming out in April 2006 called "French Braid", published by C&T Publishing. In this new book "French Braid" there are 14 different quick quilts with dramatic results ranging from striking wall hangings to bed quilts.

*One fresh new technique, a variety of different looks!

*LEARN TO USE VALUE: Create glowing effects by choosing a gradually shaded range of fabrics (12 fabrics)

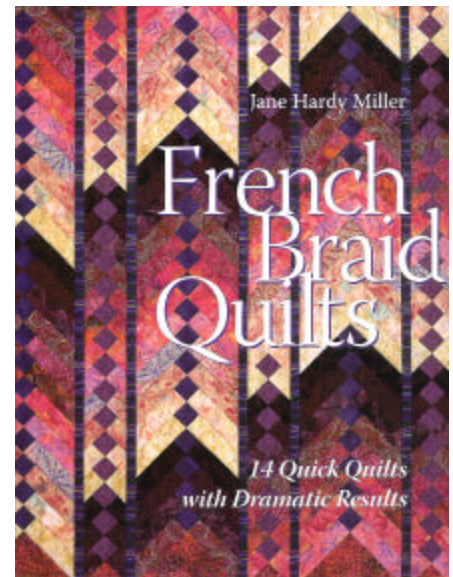
*Super-easy piecing means fast quilt construction

*Make it yours with pretty borders, separator bands, and other creative variations

*Color is key when you "braid" a variety of fabrics into an eye-catching quilt.

We are very excited to have Arlene come and teach a workshop in the beautiful mountains of Cascade. The retreat will be August 4-6, 2006 at Trinity Pines Camp. The camp has a very large conference center, great food, neat & clean cottages to sleep in and a beautiful view.

Sign up now and plan to enjoy a weekend of quilting with friends and other quilters. Cost for the retreat and more information will be coming. A deposit of \$25.00 will reserve your spot.



Store Hours

Closed Sunday & Monday
Tuesday–Friday 10 am–6 pm
Saturday 10 am–5 pm

***Open evenings when classes are being held.

Phone: 208-462-4602



Wall hangings to Match the Season

Come join us in making a wall hangings for each month of the year. Your kit is all cut out and ready to sew and we provided your lunch. All you need is to bring your sewing machine and basic supplies.

Thursday—April 13: 11 am—3 pm (Spring)

May 11: 11 am—3 pm (A Slice of Summer)

June 8: 11 am—3 pm (Stars & Stripes)

Cost: \$40.00 per month—includes lunch, a kit cut out ready to sew, & pattern



UFO Day

For those of you that are not familiar with the term of "UFO" - it means Un Finished Objects. We will be here to assist you with your project (if you need help) or this will give you an excess to take time to quilt so you can finish one project to start another. Space is limited so sign up early. You sew and we'll bring in lunch.

Thursday-April 27: 11 am—4 pm

Thursday—May 25: 11 am—4 pm

Friday-June 23: 11 am—4 pm

Cost: \$5.00 for lunch per class



Grid Quilting

Make a quick and easy quilted table center piece. All you need is a sewing machine and basic sewing supplies. Kits are provided with two color ways to choose from for the practice project made in the first week. Create your own design with this easy method using iron-on interfacing that has a pre-printed grid. You can make beautiful water color quilts using this method. (2 week class) Teacher: Barbara Cobbs

Friday-May 12 & 19: 10:30 am—12:30pm

Cost: \$20.00 plus supplies



Stack n' Whack

Stack n' Whack is a quick way of making a kaleidoscope-effect, in which a symmetrical design radiates from the center of the block. The Stack n' Whack method does not involve mirrors or window templates, and it works with a wide variety of fabrics, not just border stripes or symmetrical prints. In class we will be making the Half-Square Triangle Quilt. (3 week class)

Tuesday—April 18, 25, & May 2: 1:30—3:30 pm

Cost: \$25.00 plus supplies



Locker Hooking Rug or Pillow

Locker Hooking is an old technique that's coming back. It's a great way to use up some of those scrap of fabric you no longer like. We have some great new books using yarn. You can choice to make a rug or a pillow, using fabric strips or yarn. (2 week class)

Friday—April 28 & May 5: 1:30 –3:30 pm

Cost: \$ 20.00 plus supplies



Aunt Mae's Scrappy Tote Bag

If you love Tote Bags & Purses as much as we do, this is the class for you. In one day you can have a new Tote Bag finished (well, almost), and we'll serve lunch. (All Day class)

Saturday—May 6: 11:00 am –4:00 pm

Cost: \$ 40.00 plus supplies (includes lunch)



Easy & Elegant Lone Star Quilts

Have you ever owned a piece of fabric that was just too beautiful to cut into? With this Quilt you can use those beautiful large scaled prints to make a stunning lone star that is fast and easy. If you haven't made a kaleidoscope star before, you will be amazed at how many different stars you can get out of one piece of fabric. (3 week class)

Tuesday—May 9, 16, & 23: 1:30 pm –3:30 pm

Cost: \$ 25.00 plus supplies



Chenille Bath Mat

Chenille is very soft and cuddly, and reminds us of those favorite blankets long ago. This bath mat is stitched in different directions giving it a textured striped look. Enjoy learning the skill of chenille while making a great bath mat for your bathroom. (2 week class)


Friday—May 12 & 19: 1:30-3:30 pm

Cost: \$20.00 plus supplies



Knitting with Fabric

Make a decorative pillow using fabric strips and knitting needles. Learn how to knit with fabric and if you have not used the Shape Cut Template before, you will find out how quick and easy it is for cutting strips to make your "Fabric Yarn". Knitting is great project to take on the road for those summer vacations. (2 week class)
Tuesday-May 9, & 16: 10:30 am –12:30 pm Cost: \$ 20.00 plus supplies



Heartfelt Penny Rug

Learn the traditional art of Penny Rugs for a fun "take-along" summer project. We'll make this table topper using wool felt. (2 week class) Teacher: Gretchen Reil
Saturday-May 13, & 20: 1:30 –3:30 pm Cost: \$ 20.00 plus supplies



Crocheted Rug Class

This Crocheted Rug is one of our most popular classes. This is a great way to use up some of your scraps. You can choose to make a rug, purse or pillow in class. In class you will learn quick cutting techniques, how to connect your strips, single crochet stitch and a picot edge stitch. (2 week class)
Wednesday-May 17 & 31: 1:30 –3:30 pm Cost: \$ 20.00 plus supplies (Pattern included)




Beginner - Knitting Work shop

Learn the basic technique of knitting—cast on, knit stitch, purl stitch, & bind off. This is a great class for kids and adults. (2 week class)
Friday—June 2, & 9: 10:30 am –12:30 pm Cost: \$20.00 plus supplies

"For the Birds"

Brighten your home with a Buggy Barn quilt "For the Birds". This is a very easy, scrappy technique you really need to try. (3 week class) Teacher: Gretchen Reil
Saturday—June 10, 17 & 24: 1:30 –3:30 pm Cost: \$25.00 plus supplies



Welcome to Spring

Another Buggy Barn pattern that is an easy, scrappy wall hanging embellished with wool felt appliqué. This would make a great welcome sign for your kitchen or front door. (All day class) Teacher: Gretchen Reil
Saturday—June 3: 11 am –4 pm Cost: \$40.00 plus supplies (Lunch included)



Weaver Fever

This bargello-style quilt is especially exciting to make and very easy, too. These quilts are made using strip sets which make easy work when it comes to piecing. (3 week class)
Tuesday-June 6, 13, & 20: 1:30–3:30 pm Cost: \$25.00 plus supplies



Positively Pineapple

Traditional pineapple blocks made easy using the Pineapple Ruler. No cutting of odd shaped pieces or using foundation paper—just strips. (2 week class) Teacher: Gretchen Reil
Friday—June 9, & 16: 1:30-4:30 Cost: \$25.00 plus supplies



Crop Night

Once a month we offer a crop night for you to come and use our classroom equipment and table space. Come join us and see how many pages you can get done in one evening. Bring your pictures, scrapbooking supplies, and your favorite snack and crop all night with us. Sign up to reserve you spot.
Friday—April 7, May 5 & June 2: 6 pm—Midnight Cost: \$5.00 per night

5 for \$5 Cards

If you love having special handmade cards on hand so you don't have to run to the store at the last minute, come to our card class and make 5 cards per night and be ready for any occasion.

Bring your favorite adhesive and we'll supply the rest.

Friday-April 14: 1:30–3:30 pm
Thursday-June 22: 1:30 –3:30 pm

Thursday-May 18: 6:30 –8:30 pm
Cost: \$5.00 per class—includes supplies

Stitch n' Snip

342 S. Middle Fork Rd.
Garden Valley, ID 83622

Phone: 208-462-4602

RETURN SERVICE REQUESTED

PRST STD
U. S. POSTAGE
PAID
Garden Valley, ID
Permit No. 3

Class Registration:

Class room space is limited, please sign up early. A supply list will be available when you pay for the class which reserves your place. We reserve the right to cancel any class two days prior, if there isn't enough to fill the class. Class participants will receive a 15% discount off class supplies and purchases the day of class.

(Block of the Month kits not included)

Happy Scrappin' & Quiltin'!

TREASURE HOP 2006

***Mark your calendar for the upcoming "Treasure Hop 2006"! (Shop 'til you drop)- Thursday, April 20 thru Monday, April 24, 2006. Passport will be available to pick up at any of the participating shops starting on April 20th. If you visit all 17 participating shops and have your passport stamped, you'll be eligible for the Grand Prize Drawing of a \$100.00 gift certificate from each of the shops. Visit 13 of the shops and you'll be eligible for many other great prizes.

17 Participating Shops: 2 Sisters Quilting Shoppe, Cindy's Quilt Shop, Granny's Attic, Home Town Fabrics, Huckleberry Patches, Idaho Sewing & Vacuum Center, Knit One—Quilt Two, LaDonna's FiberArts, Marilyn's Pickets & Patchwork, Mountain Fabrics, Pins & Needles, Quilt Corner, Quilts Plus, **Stitch n' Snip**, The Country Quilter, The Quilt Crossing, & Traditions Quilt Shop.